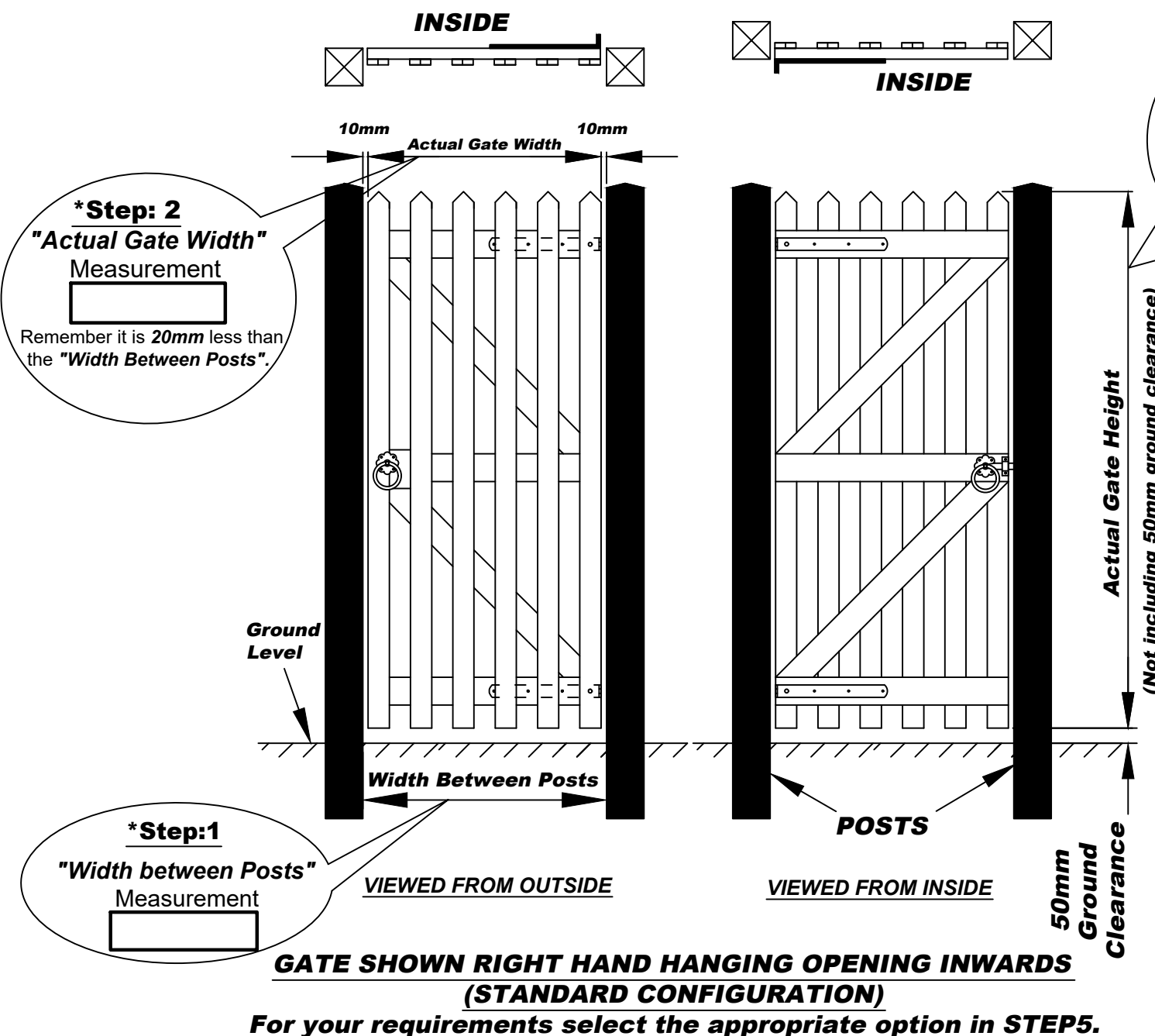


Customer Name:
 Sales Order No:
 Salesman:

DO NOT SCALE – IF IN DOUBT ASK

Manufacture
Tolerance
+/-5mm

Note: Please complete all the steps and fill in all the required measurements. In case of any queries contact your salesperson.



GATE HANDING & OPENING:

The handing of the gate is determined by the position of hinges when the gate is viewed from outside. Hinges are always on the opening side of the Gate.

***Step 5:** Please tick appropriate box for desired Gate Fitting option.

OPTION 1: UNFITTED GATE(s)

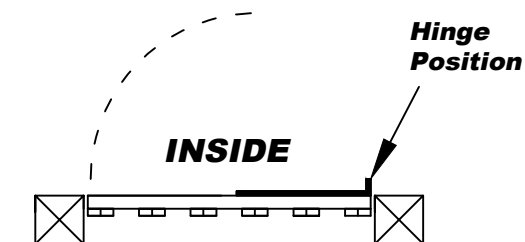
For fittings to be supplied separately.

OR

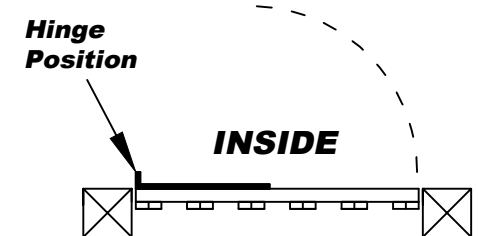
OPTION 2: FITTED GATE(s)

Please tick appropriate box for desired hanging & opening.

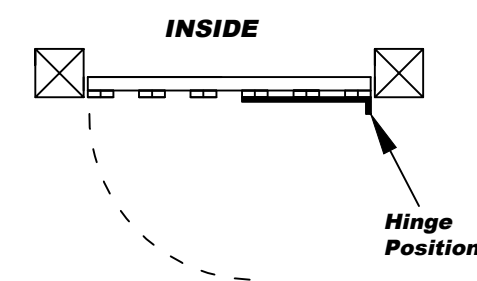
a. Standard Right Hand Hang Opening Inwards



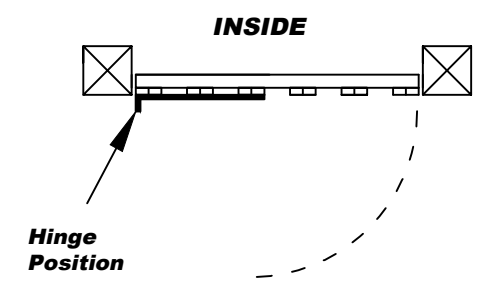
b. Left Hand Hang Opening Inwards



c. Right Hand Hang Opening Outwards



d. Left Hand Hang Opening Outwards



This order cannot be **Changed** OR **Cancelled**. Please sign and return the form. Before returning kindly make sure all the required steps are completed and information is filled in and checked. In case of any queries contact your salesperson.

CUSTOMER SIGNATURE:

DATE:

Jacksons Fencing

Stowting Common, Near Ashford,
Kent. TN25 6BN
Telephone: 01233 750393
Fax: 01233 750403
www.jacksons-fencing.co.uk
www.jacksons-security.co.uk

③ 11/01/2017 Size Limitations Added
 ② 25-08-2011 Template Changed
 ① 11-08-2010 Comments Added
 ① 20-10-2008 Original Issue

ITEM:
**SPECIAL PALISADE GATE (TALL)
SINGLE LEAF**

Drawn: ALI

Checked: DD

DATE: 20-10-2008

Drawing No.

J7/02122 Rev3

Sheet 1 of 8